

Answers

1. Quiz Scores

| Stem | Leaf |
|------|---------|
| 6 | 8 |
| 7 | 2 6 |
| 8 | 0 0 0 8 |
| 9 | 0 2 4 6 |
| 10 | 0 |

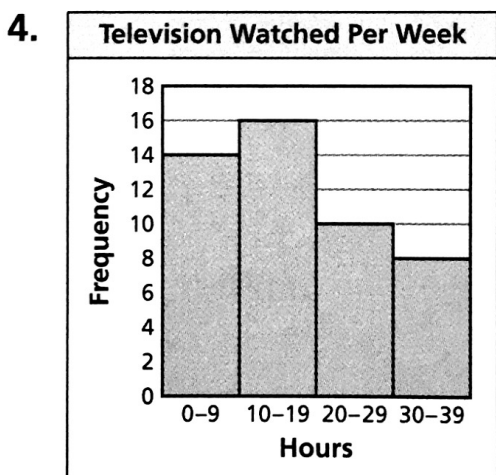
Key: 7 | 2 = 72%

2. CDs Sold Each Day

| Stem | Leaf |
|------|-------------|
| 2 | 9 |
| 3 | 1 8 8 9 |
| 4 | 0 0 3 5 5 8 |
| 5 | |
| 6 | 0 0 2 7 |

Key: 4 | 0 = 40 CDs

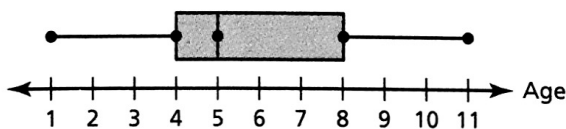
3. mean: 49; median: 52;
mode: 54; range: 25; IQR: 14



5. a. skewed left

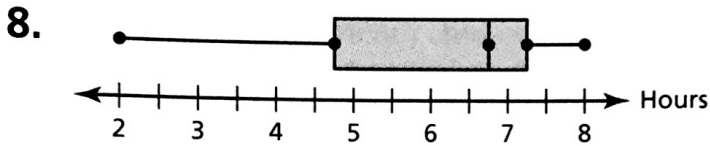
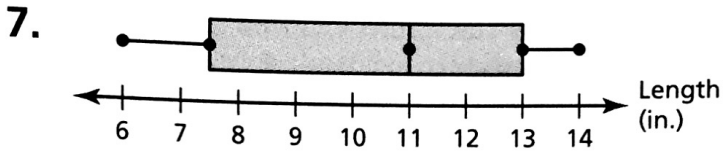
b. median, IQR; median = 8,
IQR = 2

6.



7-9. See Additional Answers.

Chapter 10 Test



9. a. Brand A Range: 3.5 hours
Brand B Range: 2.7 hours
- b. It is probably safe to say that Brand A is better. But, by unlucky sampling, its mean might be only slightly better than the mean for Brand B.